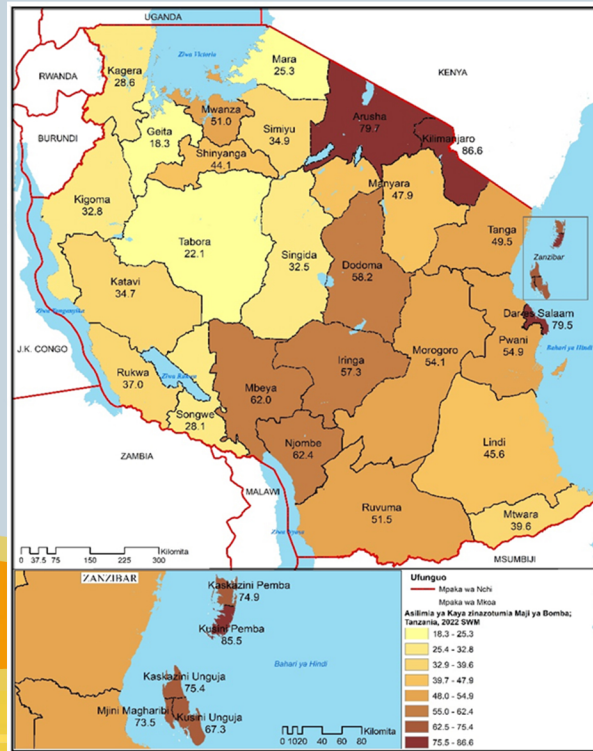




JAMHURI YA MUUNGANO WA TANZANIA

TANZANIA SENA YA WATU NA MAKAZI 2022

Asilimia ya Kaya zinazotumia Maji ya Bomba kama Chanzo Kikuu cha Maji ya Kunywa kwa Mkoa; Tanzania, SWM 2022



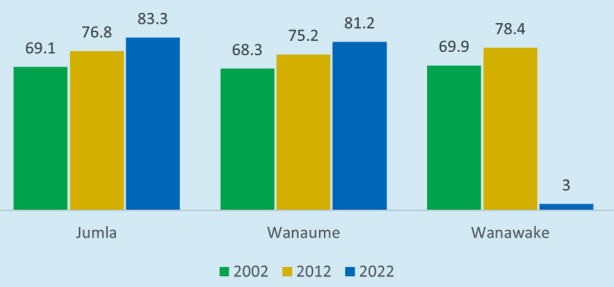
Idadi ya Watu kwa Maeneo ya Utawala Tanzania, SWM 2022

Maeneo ya Utawala	Jumla			Wanaume			Wanawake			Kazi ya Kaya	Viliviani wa Utawala wa Kaya	Kazi ya mwanachama ku fuata
	Jumla	Wanaume	Wanawake	Jumla	Wanaume	Wanawake	Jumla	Wanaume	Wanawake			
Tanzania	65,141,120	30,853,130	34,287,990	48,198,487	19,719,451	28,477,036	21,544,823	18,333,679	18,287,864	14,287,288	4.3	3.2
Tanzania Bara	59,895,347	29,137,830	30,757,789	42,822,989	18,241,428	24,581,561	19,819,343	16,928,133	13,916,924	11,287,288	4.3	3.2
Dodoma	2,085,205	1,012,700	1,072,505	1,397,380	562,365	835,015	1,047,245	529,005	517,240	787,221	4.1	3.9
Arusha	2,356,255	1,125,816	1,230,439	1,414,417	577,827	836,590	941,013	447,949	615,112	718,112	3.8	3.3
Kilimanjaro	1,861,304	907,626	953,678	1,415,512	604,000	811,512	1,042,422	442,422	213,636	228,796	4.0	3.7
Tanga	2,415,597	1,275,665	1,339,932	1,906,368	846,650	1,059,718	1,279,229	579,015	359,214	435,514	4.1	3.6
Morogoro	3,197,104	1,579,869	1,617,235	2,147,332	974,939	1,172,393	1,249,272	605,000	444,242	529,888	3.9	3.7
Pwani	2,004,347	988,816	1,015,531	1,188,762	509,374	679,388	806,195	399,242	436,953	542,919	3.7	4.1
Dar es Salaam	6,343,720	2,869,018	3,474,702	-	-	-	6,343,720	2,869,018	2,763,710	1,569,066	3.6	3.1
Lindi	1,194,020	592,120	601,900	847,279	364,312	482,967	246,640	117,000	128,841	147,235	3.4	3.2
Mtwara	1,624,347	776,732	847,615	1,246,772	502,822	743,950	883,174	318,260	204,914	489,064	3.3	3.6
Ruvuma	1,844,794	902,291	942,503	1,421,365	701,189	720,176	826,829	291,109	225,720	466,823	4.0	2.9
Mbeya	1,192,720	574,212	618,508	856,669	401,144	455,525	169,788	107,271	121,889	137,219	3.7	3.4
Mbeya	2,343,754	1,123,028	1,220,726	1,619,206	686,146	933,060	1,044,544	437,682	486,366	630,102	3.7	3.2
Singida	2,009,059	995,700	1,013,359	1,406,000	640,004	765,996	845,996	322,020	156,679	166,259	3.6	3.8
Tabora	3,391,679	1,681,171	1,710,508	2,388,004	1,041,928	1,346,076	1,601,646	241,243	262,402	288,655	3.7	3.9
Rukwa	1,649,819	743,719	797,100	1,205,368	504,770	700,598	821,598	314,161	149,249	164,802	3.9	4.3
Mgoma	2,470,367	1,186,833	1,283,534	1,864,180	800,229	1,063,951	1,246,717	298,594	220,193	279,109	3.2	1.6
Mtanga	2,241,299	1,102,879	1,138,420	1,656,411	756,169	900,242	1,048,888	346,720	269,148	433,273	4.3	3.8
Kagera	2,989,299	1,489,280	1,500,019	2,055,043	1,000,892	1,054,151	1,246,256	159,598	139,656	170,412	4.0	3.0
Mwanza	3,699,372	1,802,183	1,897,189	2,258,138	1,111,078	1,147,060	1,483,734	691,106	772,629	781,621	4.9	3.9
Mara	2,372,816	1,159,811	1,213,004	1,626,129	752,419	873,710	1,046,886	347,092	281,794	470,883	5.0	3.1
Mwara	1,592,592	764,379	828,213	1,100,911	509,882	591,029	791,029	291,991	144,997	146,094	4.0	4.6
Mjamba	889,946	430,520	459,426	626,507	298,824	327,683	363,439	121,700	141,700	146,600	3.6	3.4
Katavi	1,162,368	569,360	593,008	803,369	409,274	394,095	569,569	130,020	138,421	125,961	5.3	7.1
Mtanga	2,140,487	1,034,681	1,105,806	1,724,007	827,720	896,287	1,116,890	206,961	208,539	217,963	6.7	3.0
Geita	2,577,898	1,402,744	1,175,154	1,945,000	969,448	975,552	1,022,000	494,216	628,202	661,462	5.3	5.4
Songwe	1,244,687	642,679	599,008	944,427	464,199	480,228	599,228	289,289	179,400	209,709	4.1	3.0
Tanzania Zanzibar	1,529,773	815,482	714,291	943,482	472,831	470,651	926,735	443,481	482,814	288,288	5.8	3.7
Kaskazini Unguja	257,290	126,241	131,049	214,221	105,188	109,033	43,009	21,553	21,916	54,810	4.7	3.2
Kusini Unguja	195,873	94,247	97,646	159,140	79,974	79,166	19,390	19,390	20,277	47,001	4.2	5.3
Mjini Magharibi	892,169	427,327	464,842	102,260	88,791	94,469	709,999	229,226	270,583	102,079	4.9	4.1
Kaskazini Pemba	272,091	131,484	140,607	214,200	103,846	110,354	67,861	27,629	20,222	48,676	5.6	3.6
Kusini Pemba	271,250	131,272	139,977	196,544	96,203	100,341	76,706	36,060	29,716	47,716	5.7	3.2

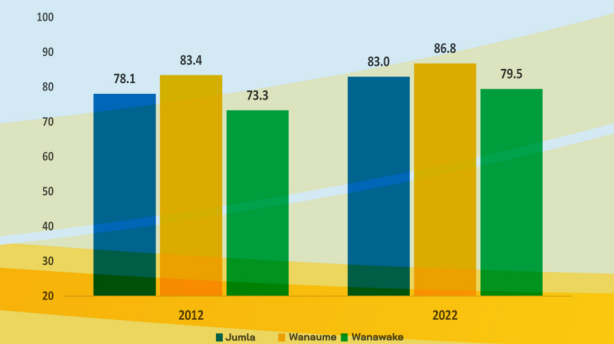


Maji ya Bomba  
Tanzania: 50.9%  
Mjini: 71.6%  
Vijijini: 37.3%  
Tanzania Bara: 50.2%  
Tanzania Zanzibar: 74.7%

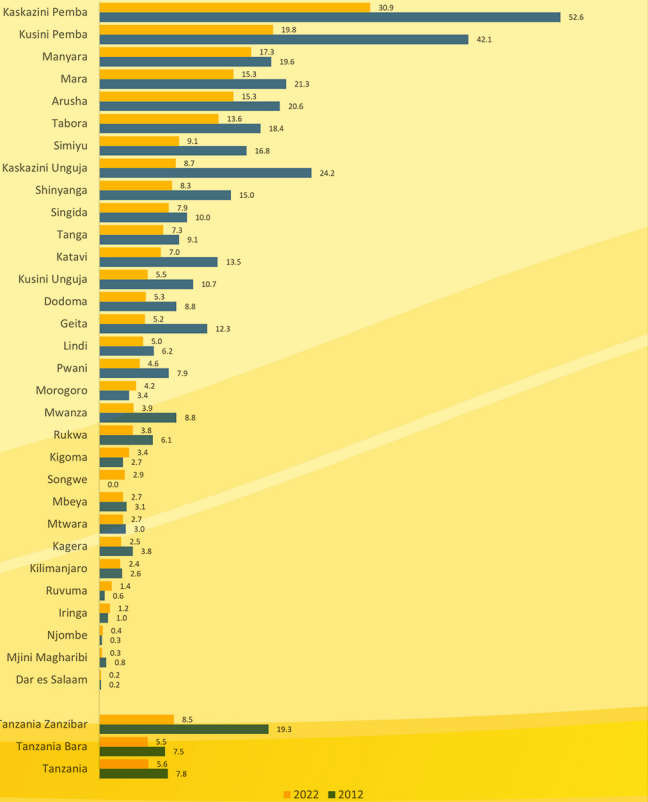
Kiwango Halisi cha Uandikishaji Shule za Msingi kwa Jinsi; Tanzania, SWM 2002,2012 na 2022



Kiwango cha Kujua Kusoma na Kuandika kwa Watu Wazima kwa Jinsi; Tanzania, SWM 2012 na 2022



Asilimia ya Kaya zilizopo na Vyoo kwa Mkoa; Tanzania, SWM 2012 na 2022



77.7% Kiwango cha jumla cha ushiriki wa nguvu kazi (LFPR) kwa watu wenye umri wa miaka 15 na zaidi

81.6% Kaya zinazotumia mkaa na kuni kama chanzo kikuu cha nishati ya kupikia

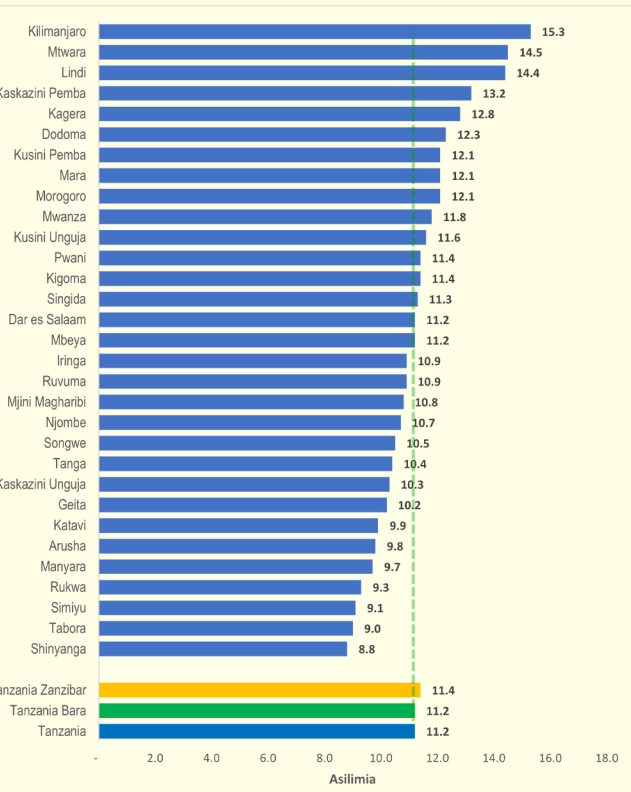
16.0% Kaya zinazotumia nishati safi kwa kupikia "umeme, gesi, bayogesi, umeme wa nishati ya jua, jenereta au vyanzo binafasi, na umeme unaotokana na upepo"

70.1% Kaya zinazotumia maji ya kunywa kutoka kwenye vyanzo vilivyoboreshwa

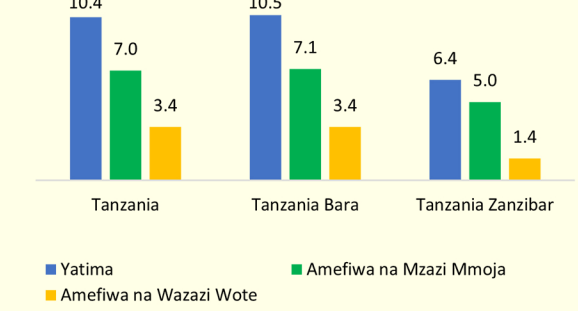
82.5% Watu wenye umri wa miaka 15 na zaidi wanaomiliki simu za mkononi

4.7% Watu wenye umri wa miaka 15 na zaidi ni wajane na wagane

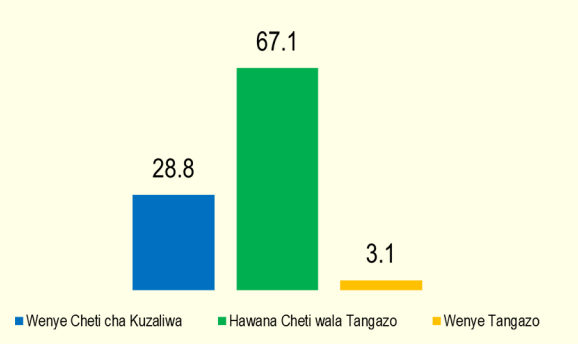
Kiwango cha Ulemavu kwa Watu wenye Umri wa Miaka 7 na Zaidi kwa Mkoa; Tanzania, SWM 2022



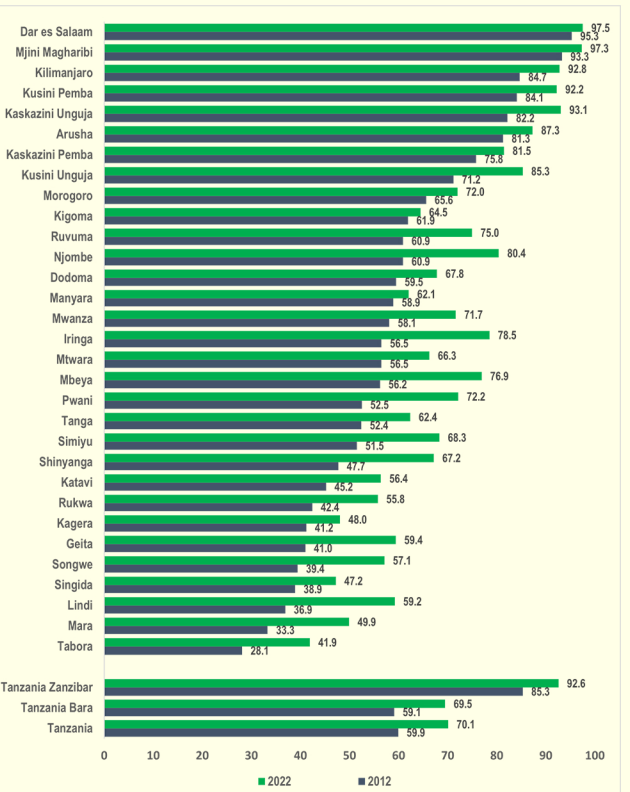
Asilimia ya Uyatima; Tanzania, SWM 2022



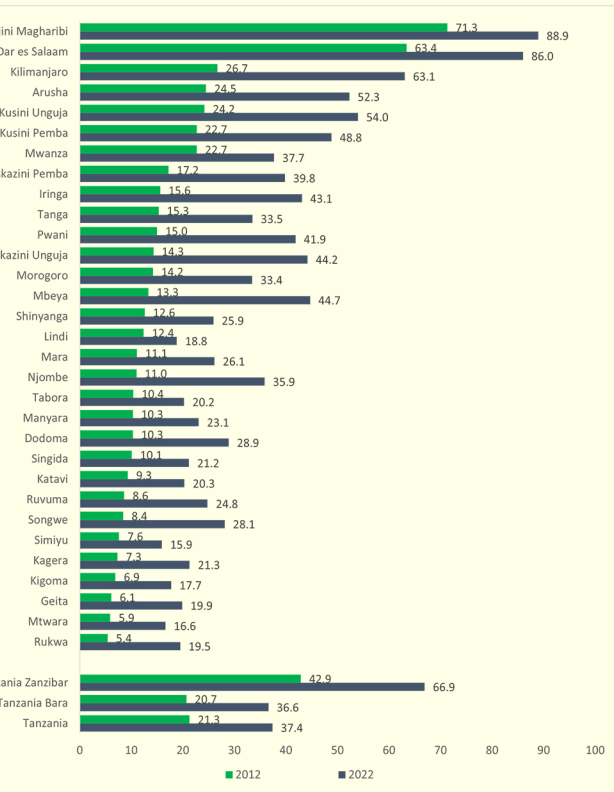
Asilimia ya Watu Wenye Vyeti vya Kuzaliwa; Tanzania, SWM 2022



Asilimia ya Kaya Zinazotumia Maji ya Kunywa kutoka Vyanzo Vilivyoboreshwa kwa Mkoa; Tanzania, SWM 2022



Asilimia ya Kaya Zinazotumia Nishati ya Umeme kwa Kuangazia kwa Mkoa; Tanzania, SWM 2012 na 2022



OFISI YA TAIFA YA TAKWIMU  
 Dira  
 "Kuwa kitovu cha takwimu rasmi Tanzania"

Dhima  
 "Kutoa takwimu rasmi zilizo bora na huduma zinazokidhi mahitaji ya wadau wa Kitaifa na Kimataifa kwa ajili ya kupanga mipango na kufanya maamuzi yenye uthibitisho"

Mawasiliano:  
 Mtakwimu Mkuu wa Serikali,  
 Ofisi ya Taifa ya Takwimu,  
 64 Barabara ya Lusinde; S.L.P 2683; 41104 Tambukareli;  
 Dodoma - Tanzania.  
 Simu: +255(0)26 2963822, Fax: +255(0)26 2963828  
 Barua pepe: sg@nbs.go.tz,  
 Tovuti: www.nbs.go.tz



OFISI YA MTAKWIMU MKUU WA SERIKALI (OCGS)  
 Dira  
 "Kuwa kituo cha ubora kwa uzalishaji wa takwimu na kukuza utamaduni wa sera na kufanya maamuzi kulingana na Ushahidi"

Dhima  
 "Kuratibu uzalishaji wa takwimu rasmi, kutoa takwimu za hali ya juu na taarifa na kukuza matumizi yake katika kupanga, kufanya maamuzi, utawala, urfuatiliaji na tathmini"

Mawasiliano:  
 Mtakwimu Mkuu wa Serikali,  
 Ofisi ya Mtakwimu Mkuu wa Serikali Zanzibar,  
 S.L.P 2321, Zanzibar.  
 Simu: +255(0)24 2231869, Fax: +255(0)24 2231742  
 Barua pepe: zanstat@zanlink.go.tz,

